

Analysis of the results of Students Satisfaction Survey (2021-22)

Baba Bhairabananda (Auto.) Mahavidyalaya is the leading Higher Educational Institutions of the state Odisha and has achieved its glorious reputation in the context of imparting quality education and opportunities for restoring the interest of the students. By the way of evaluating the facilities being provided for the benefit of the students, feedbacks are collected from the students on continuous basis. During this current academic session 2021-2022 students' satisfaction survey was conducted through online mode involving about 50% of the existing final degree students as per the format designed by IQAC of the college keeping in mind the related questionnaire suggested by NAAC. The analysis of the results of student's satisfaction survey is as follows:

The participating students have been asked to respond to all the questions given in the following format with her/his sincere effort and thought. Her/his identity was not be revealed. This survey is being conducted and its motto is to upgrade the quality of higher education in this institution.

Instructions given to fill the questionnaire

- All questions should be compulsorily attempted.
- Each question has five responses, choose the most appropriate one.


1. How much of the syllabus was covered in the class?



2. How well did the teachers prepare for the class?

Options	%
Thoroughly	32.34
Satisfactorily	58.46
Poorly	6.53
Indifferently	1.48
Won't teach at all	1.19


3. How well were the teachers able to communicate?



4. Fairness of the internal evaluation process by the teachers.

Options	%
Always fair	67.36
Usually fair	24.93
Sometimes unfair	4.75
Usually unfair	0.59
Unfair	2.37

5. Was your performance in assignments discussed with you?




- Every time - 179
- Usually - 88
- Occasionally/Sometimes - 39
- Rarely - 12
- Never - 19

6. The institute takes active interest in promoting internship, student exchange, field visit opportunities for students



- Regularly - 179
- Often - 51
- Sometimes - 56
- Rarely - 28
- Never - 23

7. The institution provides multiple opportunities to learn and grow




- Strongly agree - 154
- Agree - 109
- Neutral - 48
- Disagree - 15
- Strongly disagree - 11

8. The teacher illustrates the concepts through examples and applications

Options	%
Every time	61.13
Usually	26.71
Occasionally/Sometimes	8.31
Rarely	2.37
Never	1.48


9. The teacher identify your strength and encourage you with providing right level of challenges



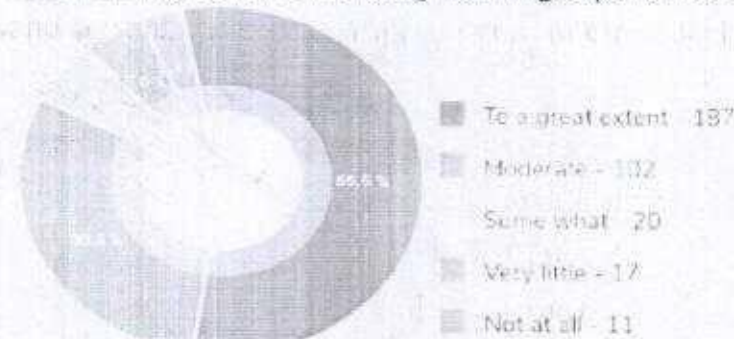
10. Teachers are able to identify your weakness and help you to overcome them

Response	%
Every time	64.69
Often	17.21
Occasionally	8.61
Rarely	6.82
Never	2.67

11. The institution makes efforts to engage students in the monitoring, review and continuous quality improvement of the teaching learning process.



12. The institution/teachers use student centric methods, such as experimental learning, participative learning and problem solving methodologies for enhancing learning experiences



13. How would you measure the availability of hostel facilities of the college?

Options	%	Count
Excellent	27.30	182
Very Good	28.19	185
Good	22.55	148
Average	10.98	71
Poor	10.98	71

14. Efforts are made by the institute/teachers to inculcate soft skills, life skills and employability skills to make you ready for the world of work

Options	%	Count
To a great extent	49.55	327
Moderate	34.12	225
Some what	4.15	27
Very little	8.31	54
Not at all	3.86	25

15. What percentage of teachers use ICT tools such as LCD projectors, multimedia, etc. while teaching.

Options	%	Count
Above 90%	26.41	173
70-89%	30.56	200
50-69%	11.87	77
30-49%	6.82	44
Below 29%	24.33	158

16. The overall quality of teaching learning process in your institute is very good.

Options	%	Count
Strongly agree	48.37	113
Agree	37.39	88
Neutral	10.39	24
Disagree	2.97	7
Strongly disagree	0.89	2

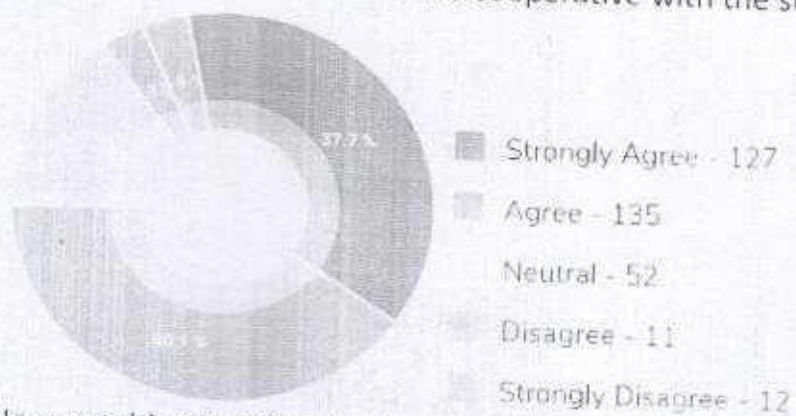
17. What is your opinion regarding library facilities of the college?




18. How do you evaluate the laboratory and infrastructure facilities of the college?

Options	%	Count
Excellent	32.34	109
Very Good	22.26	73
Good	25.52	86
Average	13.06	43
Poor	6.82	22

19. Non-teaching staff members are cooperative with the students.



20. How would you estimate the system of examination, evaluation and in time publication of results?



OBSERVATIONS:

- ❖ About 85% of the students responded are satisfied regarding the in time completion of the course.
- ❖ More than 90% of the students are satisfied with the preparedness of teachers and more than 83% reported that the teachers communicate effectively.
- ❖ The fairness of the examination, evaluation process and in-time publication of result is well applauded by about 92% of the students and about 80% of the responding students have reported that their performance in assignments are regularly discussed with them for their better benefit.
- ❖ The initiatives of the institute in promoting internship, student exchange and field visit opportunities are well applauded by the students.

- ❖ The teaching and mentoring process of the institution in facilitating cognitive social and emotional growth is well accepted by about 78% of the students responded.
- ❖ The provision of multiple opportunities to learn and grow as offered by the institution is well accepted by 78% of the respondents.
- ❖ The illustration of the concepts through examples and applications as adopted by teachers of the institution satisfies 88% of the responding students.
- ❖ The contribution of the teacher in identifying the strength of the students and its encouragement by providing right level of challenges is appreciated by 85% the responding students.
- ❖ The efforts of the teachers in identifying the weakness among the students and to overcome them are praiseworthy.
- ❖ The effort of the institution in engaging students in monitoring, review and continuous quality improvement of the teaching learning process is appreciated by 78% of the respondents.
- ❖ The methodology adopted by the teachers in the teaching learning process is accepted by the responding students to an extent of 86%.
- ❖ The hostel facility of the college is moderately accepted by 78% of the responding students and needs to be improved.
- ❖ Efforts by the institution for improving employability skill of the students is accepted by about 84% of the responding students and needs to be improved.
- ❖ Use of ICT tools in teaching learning process by the teachers is moderate and needs to be improved.
- ❖ The library facility of the institution needs to be improved.

- ❖ The adequacy of the laboratory and infrastructure facility of the college is reported as good by about 80% of the responding students.
- ❖ About 78% of the responding students agree with the cooperative attitude of the non-teaching staff members.
- ❖ About 90% students satisfied with the system of examination, evaluation and in time publication of results.



Coordinator
B.B.(Auto.) Mahavidyalaya
Chandikhole, Jajpur



Principal-cum-Chairperson
B.B.(Auto.) Mahavidyalaya
Chandikhole, Jajpur